

# STEP BY STEP GUIDE TO RESTARTING YOUR BUSINESS



STEP 1


Carry out an enhanced cleaning regime of the workplace

Particularly in communal areas and touchpoints.



STEP 3

Undertake a thorough inspection of your site

 Our equipment checklist may assist you.

STEP 5

Verify all protection and detection systems

Including fire sprinkler and suppression systems, fire pumps, water supplies, fire alarm systems, intruder alarm systems, CCTV and access control



 For further support, visit the security page of our website

STEP 7

Recommission previously shutdown machinery / plant and processes

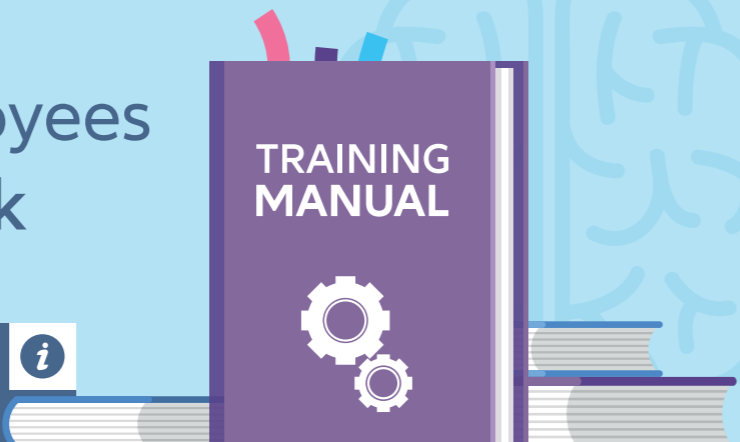
In line with all standard operating procedures (SOPs) and manufacturers' guidelines.



STEP 9

Ensure employees are fit to work

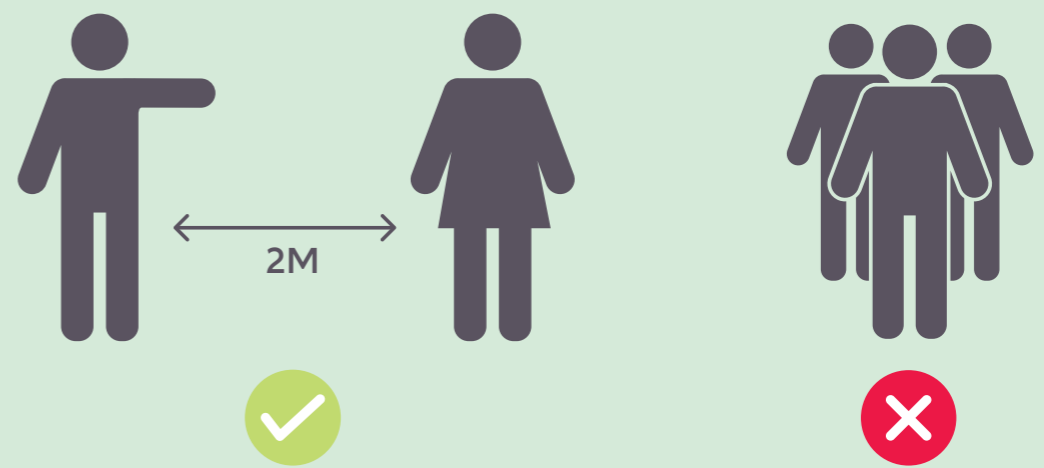
Support can be found on our training page.



STEP 2

Observe and enforce Covid 19 workplace restrictions

FOR EXAMPLE SOCIAL DISTANCING




Where these restrictions cannot be met, work activities should either be revised or stopped altogether

 Guidance is available from UK Government, Public Health England, Health Protection Scotland, Public Health Wales and the HSE, or may also be available from trade / industry associations.

STEP 4

Review emergency response procedures and business continuity plans

 Further support can be found on our emergency procedures page



STEP 6

Review existing risk assessments and actions

Ensure these remain relevant to your operations and you take the appropriate measures to provide a safe working environment and correct working procedures.




Our Risk Assessment template on the website may assist you 

STEP 8

Complete and reinstate any inspection, testing and maintenance procedures

Which may have lapsed since the shutdown.

 Visit our Health and Safety pages of our website for further support

